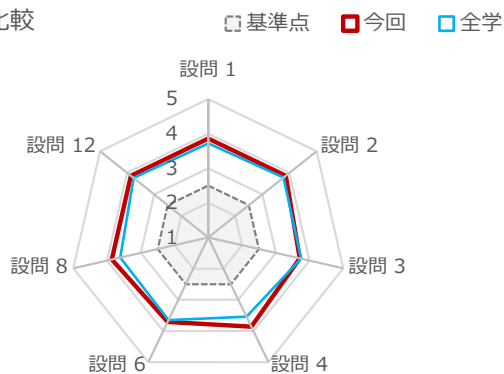


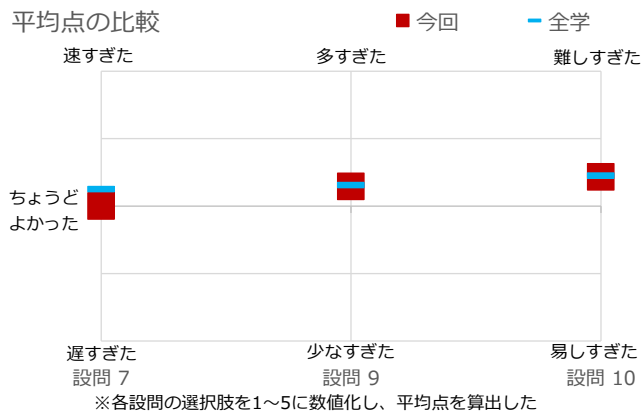
担当者名	David MOELJADI	科目名	インドネシア語基礎 I (b)-2	履修者数	8	回答者数	7	回答率	87.5%
------	----------------	-----	-------------------	------	---	------	---	-----	-------

設問	設問文	平均点 (4点満点)			回答数/回答率(%)									
		今回	前回	全学	1	回答率	2	回答率	3	回答率	4	回答率	5	回答率
I	1	3.86	-	3.72	1		2		3		4		5	
	2	3.86	-	3.78	1		2		3		4		5	
	3	3.71	-	3.75	1		2		3		4		5	
	4	3.86	-	3.54	1		2		3		4		5	
II	5	-	-	-	1		2		3		4		5	
	6	3.71	-	3.65	1		2		3		4		5	
	7	-	-	-	1		2		3		4		5	
	8	3.86	-	3.61	1		2		3		4		5	
	9	-	-	-	1		2		3		4		5	
	10	-	-	-	1		2		3		4		5	
	12	3.86	-	3.76	1		2		3		4		5	

平均点の比較



平均点の比較



備考

今回、4段階評価の設問において、平均点が、1~4点の間となる2.5点を下回るものはありませんでした。引き続き、質の高い教育のご提供をお願い申し上げます。

2023年度前期 授業に関する学生アンケート集計結果

担当者名	David MOELJADI	科目名	インドネシア語基礎 I (b)-2
------	----------------	-----	-------------------

履修者数	8	回答者数	7	回答率	87.5%
------	---	------	---	-----	-------

Ⅱ. 問5で (5) その他を選んだ場合：その理由を記述してください。

- 記述なし

Ⅱ. 問11 この授業の良かった点や改善点、特に身についた力、感想などを書いてください。

※ハラスメントに関してはCampus Web（キャビネット一覧）を参照の上、専門の窓口にご相談してください。

- 記述なし

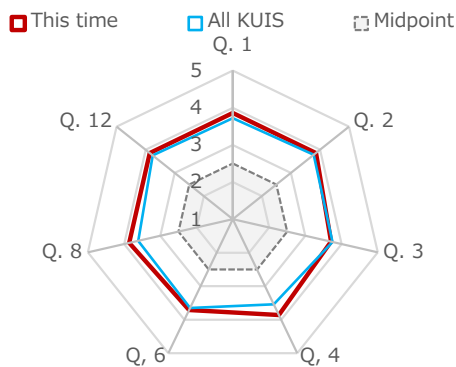
# FY2023 First semester Course Evaluation Questionnaire Results

Instructor	David MOEIJADI	Course	ELEMENTARY INDONESIAN I(b)
------------	----------------	--------	----------------------------

Course registration	8	Respondent	7	Response rate	87.5%
---------------------	---	------------	---	---------------	-------

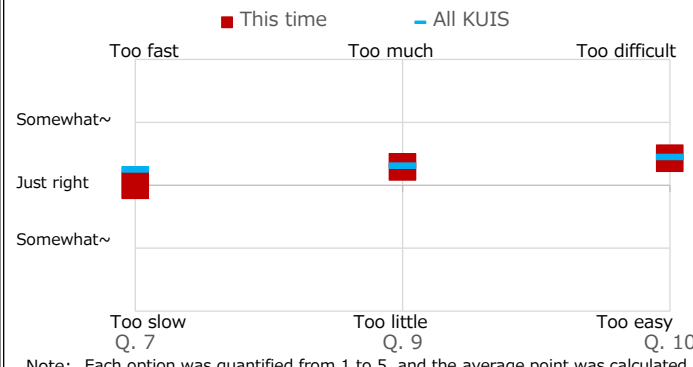
No.	Question	Average score (4 points max.)			Number and rate(%) of responses for each options									
		This time	Last time	All KUIS	1	Rate	2	Rate	3	Rate	4	Rate	5	Rate
I	1 Did you fully understand this class through the syllabus?	3.86	-	3.72	Agree (4p)		Somewhat agree (3p)		Somewhat disagree (2p)		Disagree (1p)			
					6	85.7	1	14.3	0	0.0	0	0.0		
	2 Was the course content provided as described in the syllabus?	3.86	-	3.78	Agree		Somewhat agree		Somewhat disagree		Disagree			
					6	85.7	1	14.3	0	0.0	0	0.0		
3 Did the instructor provide feedback on student questions and submitted assignments as described in the syllabus?	3.71	-	3.75	Agree		Somewhat agree		Somewhat disagree		Disagree				
				5	71.4	2	28.6	0	0.0	0	0.0			
4 Did you accomplish the achievement objectives stated in the syllabus?	3.86	-	3.54	Agree		Somewhat agree		Somewhat disagree		Disagree				
				6	85.7	1	14.3	0	0.0	0	0.0			
II	5 Which of the following best describes your reasons for taking this course?	-	-	-	I was interested in the content.		The instructor was someone I was interested in.		The course was scheduled at a convenient time for me to take it.		It was a required course.		Other (Free answer)	
					1	14.3	1	14.3	0	0.0	5	71.4	0	0.0
	6 Were the instructor's explanations easy to understand?	3.71	-	3.65	Agree		Somewhat agree		Somewhat disagree		Disagree			
					5	71.4	2	28.6	0	0.0	0	0.0		
	7 How was the pace of this course?	-	-	-	Too fast		Somewhat fast		Just right		Somewhat slow		Too slow	
					0	0.0	0	0.0	7	100.0	0	0.0	0	0.0
	8 Did the textbook, reference books, handouts, and other course materials help you understand the course content?	3.86	-	3.61	Agree		Somewhat agree		Somewhat disagree		Disagree			
					6	85.7	1	14.3	0	0.0	0	0.0		
	9 How was the length of time spent on the assignments given in this class?	-	-	-	Too much		Slightly too much		Just right		Slightly too little		Too little	
					1	14.3	0	0.0	6	85.7	0	0.0	0	0.0
10 How was the difficulty level of this class for you?	-	-	-	Too difficult		Somewhat difficult		Just right		Somewhat easy		Too easy		
				1	14.3	1	14.3	5	71.4	0	0.0	0	0.0	
12 Based on the above responses, what is your overall evaluation of this class?	3.86	-	3.76	High evaluation (4p)		Somewhat high evaluation (3p)		Somewhat low evaluation (2p)		Low evaluation (1p)				
				6	85.7	1	14.3	0	0.0	0	0.0			

Average score comparison (for those with 4 options)



Note: Scores are calculated with the points in the table

Average score comparison (for those with 5 options)



Note: Each option was quantified from 1 to 5, and the average point was calculated.

### Note

This time, none of the questions on the 4-point scale had an average below the mid-point of 2.5. We sincerely ask you to keep providing quality education.

## FY2023 First semester Course Evaluation Questionnaire Results

Kanda University of International Studies

Instructor	David MOEIJADI	Course	ELEMENTARY INDONESIAN I(b)
------------	----------------	--------	----------------------------

Course registration	8	Respondent	7	Response rate	87.5%
---------------------	---	------------	---	---------------	-------

---

### II. Q5. Which of the following best describes your reasons for taking this course? ("Other" details)

---

- 記述なし

---

### II. Q11. Please write what you liked about this class, what you would like to improve, what skills you learned, and what you think of the class.

---

- 記述なし