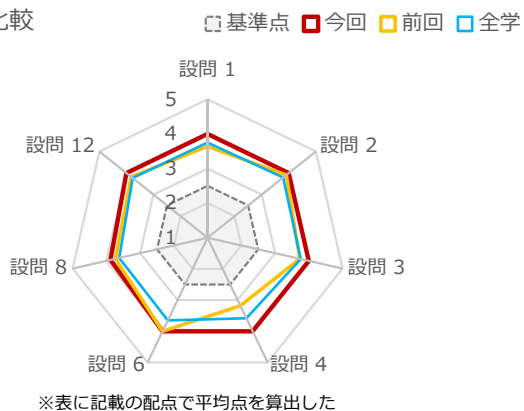



| | | | | | | | | | |
|------|----------------|-----|-----------------|------|---|------|---|-----|--------|
| 担当者名 | David MOELJADI | 科目名 | インドネシア語基礎Ⅲ(c)-2 | 履修者数 | 8 | 回答者数 | 8 | 回答率 | 100.0% |
|------|----------------|-----|-----------------|------|---|------|---|-----|--------|

| 設問 | 設問文 | 平均点 (4点満点) | | | 回答数/回答率(%) | | | | | | | | | | |
|----|--------------------------------------------------|-----------------------------------------|------|------|------------|-------------|---------------|-----------------|---------------|--------------------|------------|-------------|-------|------|-----|
| | | 今回 | 前回 | 全学 | 1 | 回答率 | 2 | 回答率 | 3 | 回答率 | 4 | 回答率 | 5 | 回答率 | |
| I | 1 | シラバスからこの授業について十分に理解できましたか？ | 4.00 | 3.64 | 3.75 | そう思う (4点) | | ややそう思う (3点) | | あまりそう思わない (2点) | | そう思わない (1点) | | | |
| | | | | | 8 | 100.0 | 0 | 0.0 | 0 | 0.0 | 0 | 0.0 | | | |
| | 2 | シラバスに記載された内容の授業が行われましたか？ | 4.00 | 3.91 | 3.79 | そう思う | | ややそう思う | | あまりそう思わない | | そう思わない | | | |
| | | | | | | 8 | 100.0 | 0 | 0.0 | 0 | 0.0 | 0 | 0.0 | | |
| 3 | 学生の質問や提出した課題に対する教員のフィードバックは、シラバスに記載された通り行われましたか？ | 4.00 | 3.73 | 3.76 | そう思う | | ややそう思う | | あまりそう思わない | | そう思わない | | | | |
| | | | | | 8 | 100.0 | 0 | 0.0 | 0 | 0.0 | 0 | 0.0 | | | |
| 4 | シラバスに記載された到達目標をあなたは達成できましたか？ | 4.00 | 3.18 | 3.58 | そう思う | | ややそう思う | | あまりそう思わない | | そう思わない | | | | |
| | | | | | 8 | 100.0 | 0 | 0.0 | 0 | 0.0 | 0 | 0.0 | | | |
| II | 5 | この科目を履修した理由について、あなたにとって最もあてはまるものはどれですか？ | - | - | - | 内容に興味があったから | | 関心のある教員が担当だったから | | 取りやすい時間帯に設定されていたから | | 必修科目だから | | その他 | |
| | | | | | 1 | 12.5 | 0 | 0.0 | 0 | 0.0 | 7 | 87.5 | 0 | 0.0 | |
| | 6 | 教員の説明は分かりやすかったですか？ | 4.00 | 4.00 | 3.65 | そう思う | | ややそう思う | | あまりそう思わない | | そう思わない | | | |
| | | | | | | 8 | 100.0 | 0 | 0.0 | 0 | 0.0 | 0 | 0.0 | | |
| | 7 | この授業の進む速さは、あなたにとってどうでしたか？ | - | - | - | 速すぎた | | やや速かった | | ちょうどよかった | | やや遅かった | | 遅すぎた | |
| | | | | | | 0 | 0.0 | 1 | 12.5 | 7 | 87.5 | 0 | 0.0 | 0 | 0.0 |
| 8 | 教科書、参考書、配布資料などの教材は、授業内容の理解に役立ちましたか？ | 3.88 | 3.73 | 3.62 | そう思う | | ややそう思う | | あまりそう思わない | | そう思わない | | | | |
| | | | | | 7 | 87.5 | 1 | 12.5 | 0 | 0.0 | 0 | 0.0 | | | |
| 9 | この授業で出された課題にあなたが費やした時間はどうでしたか？ | - | - | - | 多すぎた | | やや多かった | | ちょうどよかった | | やや少なかった | | 少なすぎた | | |
| | | | | | 0 | 0.0 | 0 | 0.0 | 8 | 100.0 | 0 | 0.0 | 0 | 0.0 | |
| 10 | この授業の難易度・レベルは、あなたにとってどうでしたか？ | - | - | - | 難しすぎた | | やや難しかった | | ちょうどよかった | | やや易しかった | | 易しすぎた | | |
| | | | | | 0 | 0.0 | 2 | 25.0 | 6 | 75.0 | 0 | 0.0 | 0 | 0.0 | |
| 12 | 以上の回答を踏まえた上で、この授業に対する総合評価を教えてください。 | 4.00 | 3.82 | 3.77 | 評価する (4点) | | ある程度評価する (3点) | | あまり評価しない (2点) | | 評価しない (1点) | | | | |
| | | | | | 8 | 100.0 | 0 | 0.0 | 0 | 0.0 | 0 | 0.0 | | | |

平均点の比較



平均点の比較



備考

今回、4段階評価の設問において、平均点が、1~4点の間となる2.5点を下回るものではありませんでした。引き続き、質の高い教育のご提供をお願い申し上げます。

2024年度前期 授業に関する学生アンケート集計結果

神田外語大学

| | | | |
|------|----------------|-----|-----------------|
| 担当者名 | David MOELJADI | 科目名 | インドネシア語基礎Ⅲ(c)-2 |
|------|----------------|-----|-----------------|

| | | | | | |
|------|---|------|---|-----|--------|
| 履修者数 | 8 | 回答者数 | 8 | 回答率 | 100.0% |
|------|---|------|---|-----|--------|

Ⅱ. 問5で(5) その他を選んだ場合：その理由を記述してください。

- 記述なし

Ⅱ. 問11 この授業の良かった点や改善点、特に身についた力、感想などを書いてください。

※ハラスメントに関してはCampus Web（キャビネット一覧）を参照の上、専門の窓口にご相談してください。

- わかりやすい説明をしてきて良い授業だと思った。

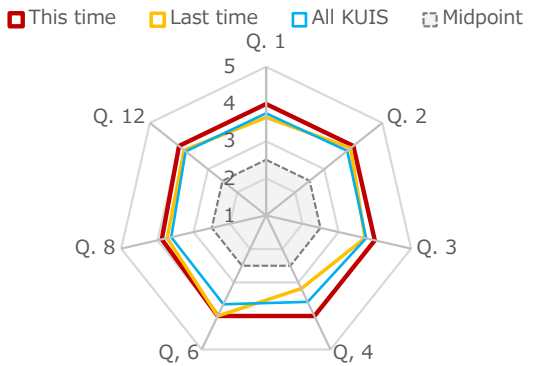
FY2024 First semester Course Evaluation Questionnaire Results

| | | | |
|------------|----------------|--------|------------------------------|
| Instructor | David MOELJADI | Course | ELEMENTARY INDONESIAN III(c) |
|------------|----------------|--------|------------------------------|

| | | | | | |
|---------------------|---|------------|---|---------------|--------|
| Course registration | 8 | Respondent | 8 | Response rate | 100.0% |
|---------------------|---|------------|---|---------------|--------|

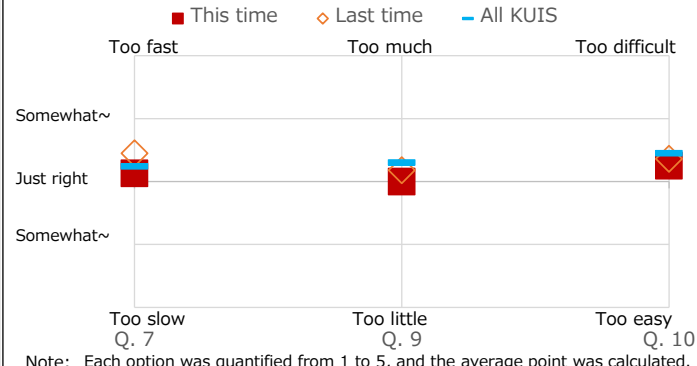
| No. | Question | Average score (4 points max.) | | | Number and rate(%) of responses for each options | | | | | | | | | |
|--------------------------------------------------------------------------------------------------------------------|-------------------------------------------------------------------------------------------------------------------|-------------------------------|-----------|----------------------|--------------------------------------------------|-------------------------------|-------------------------------------------------|------------------------------|------------------------------------------------------------------|---------------------|---------------------------|----------|---------------------|------|
| | | This time | Last time | All KUIS | 1 | Rate | 2 | Rate | 3 | Rate | 4 | Rate | 5 | Rate |
| I | 1 Did you fully understand this class through the syllabus? | 4.00 | 3.64 | 3.75 | Agree (4p) | | Somewhat agree (3p) | | Somewhat disagree (2p) | | Disagree (1p) | | | |
| | | | | | 8 | 100.0 | 0 | 0.0 | 0 | 0.0 | 0 | 0.0 | | |
| | 2 Was the course content provided as described in the syllabus? | 4.00 | 3.91 | 3.79 | Agree | | Somewhat agree | | Somewhat disagree | | Disagree | | | |
| | | | | | 8 | 100.0 | 0 | 0.0 | 0 | 0.0 | 0 | 0.0 | | |
| 3 Did the instructor provide feedback on student questions and submitted assignments as described in the syllabus? | 4.00 | 3.73 | 3.76 | Agree | | Somewhat agree | | Somewhat disagree | | Disagree | | | | |
| | | | | 8 | 100.0 | 0 | 0.0 | 0 | 0.0 | 0 | 0.0 | | | |
| 4 Did you accomplish the achievement objectives stated in the syllabus? | 4.00 | 3.18 | 3.58 | Agree | | Somewhat agree | | Somewhat disagree | | Disagree | | | | |
| | | | | 8 | 100.0 | 0 | 0.0 | 0 | 0.0 | 0 | 0.0 | | | |
| II | 5 Which of the following best describes your reasons for taking this course? | - | - | - | I was interested in the content. | | The instructor was someone I was interested in. | | The course was scheduled at a convenient time for me to take it. | | It was a required course. | | Other (Free answer) | |
| | | | | | 1 | 12.5 | 0 | 0.0 | 0 | 0.0 | 7 | 87.5 | 0 | 0.0 |
| | 6 Were the instructor's explanations easy to understand? | 4.00 | 4.00 | 3.65 | Agree | | Somewhat agree | | Somewhat disagree | | Disagree | | | |
| | | | | | 8 | 100.0 | 0 | 0.0 | 0 | 0.0 | 0 | 0.0 | | |
| | 7 How was the pace of this course? | - | - | - | Too fast | | Somewhat fast | | Just right | | Somewhat slow | | Too slow | |
| | | | | | 0 | 0.0 | 1 | 12.5 | 7 | 87.5 | 0 | 0.0 | 0 | 0.0 |
| | 8 Did the textbook, reference books, handouts, and other course materials help you understand the course content? | 3.88 | 3.73 | 3.62 | Agree | | Somewhat agree | | Somewhat disagree | | Disagree | | | |
| | | | | | 7 | 87.5 | 1 | 12.5 | 0 | 0.0 | 0 | 0.0 | | |
| | 9 How was the length of time spent on the assignments given in this class? | - | - | - | Too much | | Slightly too much | | Just right | | Slightly too little | | Too little | |
| | | | | | 0 | 0.0 | 0 | 0.0 | 8 | 100.0 | 0 | 0.0 | 0 | 0.0 |
| 10 How was the difficulty level of this class for you? | - | - | - | Too difficult | | Somewhat difficult | | Just right | | Somewhat easy | | Too easy | | |
| | | | | 0 | 0.0 | 2 | 25.0 | 6 | 75.0 | 0 | 0.0 | 0 | 0.0 | |
| 12 Based on the above responses, what is your overall evaluation of this class? | 4.00 | 3.82 | 3.77 | High evaluation (4p) | | Somewhat high evaluation (3p) | | Somewhat low evaluation (2p) | | Low evaluation (1p) | | | | |
| | | | | 8 | 100.0 | 0 | 0.0 | 0 | 0.0 | 0 | 0.0 | | | |

Average score comparison (for those with 4 options)



Note: Scores are calculated with the points in the table

Average score comparison (for those with 5 options)



Note: Each option was quantified from 1 to 5, and the average point was calculated.

Note

This time, none of the questions on the 4-point scale had an average below the mid-point of 2.5. We sincerely ask you to keep providing quality education.

FY2024 First semester Course Evaluation Questionnaire Results

Kanda University of International Studies

| | | | |
|------------|----------------|--------|------------------------------|
| Instructor | David MOELJADI | Course | ELEMENTARY INDONESIAN III(c) |
|------------|----------------|--------|------------------------------|

| | | | | | |
|---------------------|---|------------|---|---------------|--------|
| Course registration | 8 | Respondent | 8 | Response rate | 100.0% |
|---------------------|---|------------|---|---------------|--------|

II. Q5. Which of the following best describes your reasons for taking this course? ("Other" details)

- 記述なし

II. Q11. Please write what you liked about this class, what you would like to improve, what skills you learned, and what you think of the class.

- わかりやすい説明をしてくれて良い授業だと思った。